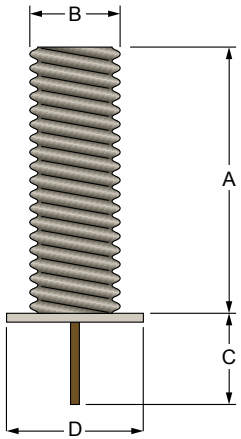


FLAGPOLE SLEEVES, LIGHTS & MISC.

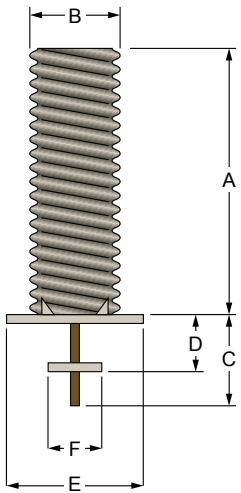
GALVANIZED STEEL FOUNDATION SLEEVES

The most common type of flagpole installation is the in-ground foundation sleeve method which calls for 1' of the flagpole to be encased in the ground sleeve for each 10' of exposed flagpole height. The diameter of the sleeve should be at least 2" greater than the outside diameter of the flagpole with the area between the flagpole and the sleeve filled with dry sand. Sleeves with a 6" diameter are supplied with a base plate and grounding spike. Sleeves with a diameter of greater than 6" are supplied with a base plate, support plate, grounding spike and, for ease of vertical alignment, steel centering wedges welded to the inside of the base plate. If you require other sizes than listed or have special on-site conditions please contact us.



WITH BASE PLATE & GROUND SPIKE

ITEM #	A	B	C	D	1-5	6+	LBS.
380000	2'	6"	6"	8"	\$83	\$77	20
380002	3'	6"	6"	8"	100	96	24



WITH BASE PLATE, SUPPORT PLATE, GROUNDING SPIKE & STEEL CENTERING WEDGES

ITEM #	A	B	C	D	E	F	1-5	6+	LBS.
380003	3'	8"	18"	6"	12"	6"	\$141	\$129	30
380004	3-1/2'	8"	18"	6"	12"	6"	144	133	32
380005	3'	10"	18"	6"	16"	8"	155	146	37
380006	3-1/2'	10"	18"	6"	16"	8"	165	158	44
380007	4'	12"	18"	6"	16"	8"	223	212	55
380196	4-1/2'	12"	18"	6"	16"	8"	240	225	60
380008	5'	12"	18"	6"	18"	9"	261	248	70
380009	5'	15"	18"	6"	20"	10"	464	440	86
380010	6'	15"	18"	10"	20"	10"	536	511	122
380011	6'	18"	24"	10"	24"	12"	595	564	135
380012	7'	15"	24"	12"	24"	12"	595	564	141
380013	7'	18"	24"	12"	24"	12"	690	655	156
380014	8'	18"	24"	12"	24"	12"	737	702	160

PVC SLEEVES

Poles slip into form fit sleeves snugly - no voids to fill with sand. Standard sleeves require wood wedges & sand for a proper installation.



ITEM #	FOR POLE DIA.	LEN.	TYPE	1-5	6+	LBS.
380015	1-3/8"	12"	FORM FIT	\$6.70	\$5.90	.14
380016	1-5/8"	15"	FORM FIT	7.90	7.20	.20
380017	1-3/4"	20"	FORM FIT	9.20	8.30	.26
380018	2"	15"	FORM FIT	11.90	10.60	.25
380020	2"	20"	FORM FIT	13.00	11.90	.34
380021	2-1/2"	30"	FORM FIT	17.30	16.30	1.1
380022	3"	20"	FORM FIT	21.20	20.20	.95
380023	3"-3 1/2"	24"	STANDARD	18.70	17.80	1.6
380024	3"-3 1/2"	30"	STANDARD	25.80	24.80	1.9

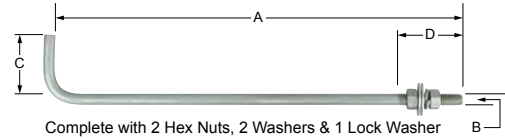
SLEEVES FOR FIBERGLASS FLAGPOLES



ITEM #	LENGTH	DIAMETER	1-5	6+	LBS.
380025	18"	6.3"	\$34	\$32	1.1
380026	24"	5"	46	43	1.4
380194	30"	6.3"	48	45	2.2
380195	30"	9-1/4"	97	87	4.0
380027	36"	8"	97	87	4.4
380029	48"	8"	123	111	6.2
380030	60"	14"	353	320	18
380031	72"	14"	452	406	27
380032	84"	21"	982	917	34

GALVANIZED STEEL ANCHOR BOLTS

For Shoe Base Installations



ITEM #	A	B	C	D	1-5	6+	LBS.
380037	16"	5/8"	3-1/2"	4"	\$25	\$23	2.4
380038	24"	3/4"	4"	5"	26	24	3.5
380039	36"	1"	4"	6"	41	39	8.4
380040	40"	1"	4"	6"	49	47	9.0
380041	54"	1-1/4"	6"	8"	126	115	29

COPPER CLAD LIGHTNING KIT

Each kit contains 5' long by 1/2" diameter copper clad rod, one 3' long by 1/2" diameter copper wire plus one connecting bracket.



COMPLETE SET

ITEM #	1-5	6+	LBS.
380033	\$117	\$105	4.5

5' x 1/2" ROD ONLY

ITEM #	PRICE	LBS.
380035	\$65	1.2

WIRE ONLY

ITEM #	PER FOOT	LBS.
380034	\$8.90	.36

BRACKET ONLY

ITEM #	1-5	6+	LBS.
380036	\$36	\$33	.36