

## HURRICANE SERIES FLAGPOLES - WITH M-WINCH

Internal Halyard Ground Set Cone Tapered Aluminum Flagpoles

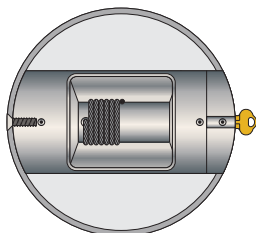
These internal halyard flagpoles contain a winch mounted inside the flagpole shaft, operable only with a removable crank handle. As the stainless steel cable unwinds from the winch, it passes up through the inside of the flagpole shaft, over the truck sheave to the outside of the shaft, where the retainer ring provides a sliding anchor. A counterweight, heavily coated with neoprene, attached to the retainer ring, allows the halyard to be lowered for fastening or removing the flag. The winch is gearless and self-locking at any point, eliminating the need for a separate brake. This direct drive winch provides rapid raising and lowering of the flag with little effort. This design does not require any welding, thus avoiding discoloration when an anodized finish is desired. No monthly lubrication is needed and this winch system is easily adaptable to existing on-site flagpoles.

### STANDARD INTERNAL POLE ACCESSORIES

- Cast aluminum revolving truck with enclosed stainless steel bearings and raceway
- Stainless steel cable assembly
- Deluxe flag arrangement
- Retainer ring and counterweight
- M-Winch system
- Spun aluminum flash collar
- Galvanized steel foundation sleeve
- See p.162-163 for optional ornament selections

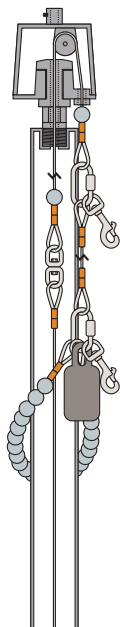
MODEL	EXPOSED HEIGHT	OVERALL LENGTH	# OF SECTIONS	BUTT DIA.	TOP DIA.	WALL	UNFLAGGED MAX. WIND SPEED	FLAGGED MAX. WIND SPEED	SUGGESTED FLAG SIZE	SHIPPING WEIGHT
ECH25IH	25'	27'	1	6"	3-1/2"	.250	255 MPH	150+ MPH	4' x 6'	243 lbs.
ECH30IH	30'	33'	2	6"	3-1/2"	.250	241 MPH	150+ MPH	5' x 8'	322 lbs.
ECH35IH	35'	38-1/2'	2	8"	3-1/2"	.250	255 MPH	150 MPH	6' x 10'	361 lbs.
ECH40IH	40'	44'	2	8"	3-1/2"	.250	231 MPH	150 MPH	8' x 12'	419 lbs.
ECH50IH	50'	55'	3	10"	4"	.312	230 MPH	150 MPH	10' x 15'	686 lbs.

### M-WINCH DETAIL

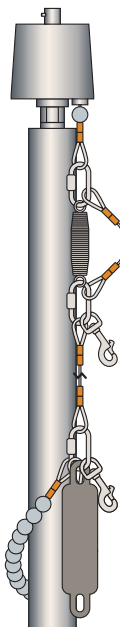


No welding required, thus no discoloration when anodized.  
No monthly lubrication needed.

### 20' - 35' POLES



### 40' - 80' POLES



### SATIN

MODEL	ITEM #	1-2	3-6	7+
ECH25IH	324137	\$4,070	\$3,920	\$3,780
ECH30IH	324138	5,060	4,860	4,660
ECH35IH	324139	5,520	5,290	5,090
ECH40IH	324140	6,300	6,050	5,800
ECH50IH	324141	10,320	9,900	9,500

### CLEAR ANODIZED

MODEL	ITEM #	1-2	3-6	7+
ECH25IH	324142	\$4,390	\$4,210	\$4,040
ECH30IH	324143	5,480	5,270	5,060
ECH35IH	324144	6,100	5,850	5,620
ECH40IH	324145	7,000	6,720	6,450
ECH50IH	324146	11,350	10,900	10,450

### BRONZE ANODIZED

MODEL	ITEM #	1-2	3-6	7+
ECH25IH	324147	\$4,510	\$4,350	\$4,140
ECH30IH	324148	5,580	5,330	5,140
ECH35IH	324149	6,270	6,040	5,780
ECH40IH	324150	7,190	6,900	6,640
ECH50IH	324151	11,640	11,200	10,730

### BLACK ANODIZED

MODEL	ITEM #	1-2	3-6	7+
ECH25IH	324152	\$4,650	\$4,470	\$4,290
ECH30IH	324153	5,750	5,530	5,300
ECH35IH	324154	6,540	6,280	6,040
ECH40IH	324155	7,490	7,200	6,890
ECH50IH	324156	12,070	11,600	11,130