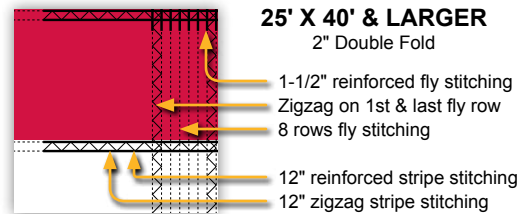
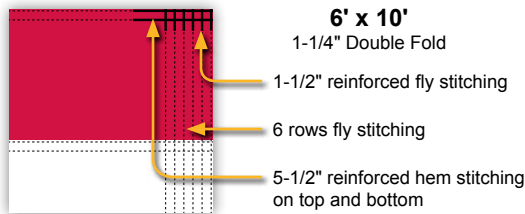
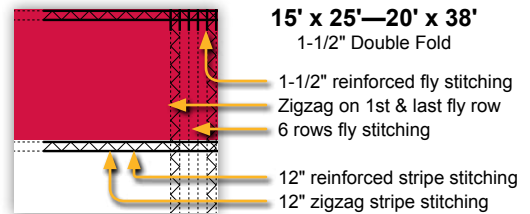
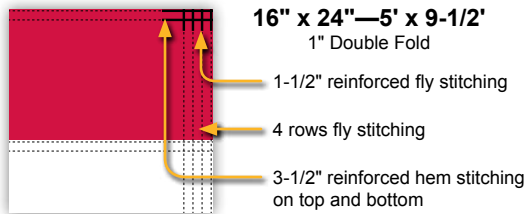
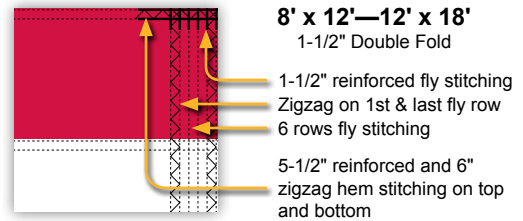
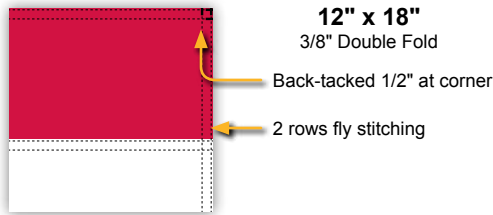


# U.S. FLAG FEATURES

## FLY STITCHING REINFORCEMENTS



## U.S. FLAG SPECIFICATIONS

FLAG SIZE	HEADER WIDTH	HEADER LOCK STITCHING	NO. OF THIMBLES	NO. OF GROMMETS	GROMMET REINFORCEMENT	CORNER PATCHES
12" x 18"	1"	2 rows	—	2	—	—
16" x 24"	1-1/2"	2 rows	—	2	—	—
20" x 30"	1-1/2"	2 rows	—	2	—	—
2' x 3'	1-1/2"	2 rows	—	2	—	—
2-1/2' x 4'	1-1/2"	2 rows	—	2	—	—
3' x 5'	1-1/2"	2 rows	—	2	—	—
4' x 6'	1-1/2"	2 rows	—	2	—	—
5' x 8'	1-1/2"	2 rows	—	2	—	—
5' x 9-1/2'	1-1/2"	2 rows	—	2	—	—
6' x 10'	2"	2 rows	—	2	—	—
8' x 12'	2"	6 rows	2	1	Yes	—
10' x 15'	2"	6 rows	2	1	Yes	Yes
10' x 19'	2"	6 rows	2	1	Yes	Yes
12' x 18'	2"	6 rows	2	1	Yes	Yes
15' x 25'	2"	6 rows	2	3	Yes	Yes
20' x 30'	3" doubled	8 rows	2	3	Yes	Yes
20' x 38'	3" doubled	8 rows	2	3	Yes	Yes
25' x 40'	3" doubled	8 rows	2	5	Yes	Yes
30' x 50'	3" doubled	8 rows	2	7	Yes	Yes
30' x 60'	3" doubled	8 rows	2	7	Yes	Yes
40' x 70'	3" doubled	8 rows	2	9	Yes	Yes
40' x 75'	3" doubled	8 rows	2	9	Yes	Yes
50' x 80'	3" doubled	8 rows	2	11	Yes	Yes

We recommend that all grommets installed in the larger flags be used to secure the flag to the halyard.